

ACI-200FB AC Industrial Gearmotor



FEATURES

- **Flange-Mount Gearmotor**
- **Power: 200 Watts**
- **Gear Ratios from 5:1 to 200:1**
- **Frequency: 60Hz**
- **Three-Phase Operation**
- **IP55 Rated**
- **Class F Insulation**
- **High Starting Torque for High Inertia Loads**
- **Long Lifetime**



DESCRIPTION

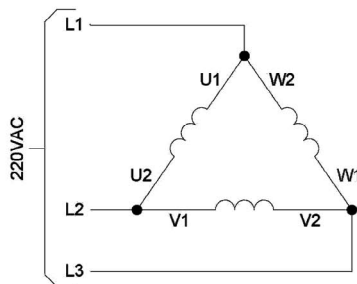
Anaheim Automation's Industrial Gearmotors offer high-quality and affordability with a wide variety of options to choose from. These 200 Watt gearmotors are offered in the flange mounting option with a top-located terminal box, and are available in a variety of sizes and gear ratios. They run off of a three-phase power supply, and depending on the wiring configuration can operate at 220VAC or 380VAC. For assistance in selecting the appropriate AC Industrial Gearmotor, please contact an Anaheim Automation Applications Engineer.

SPECIFICATIONS

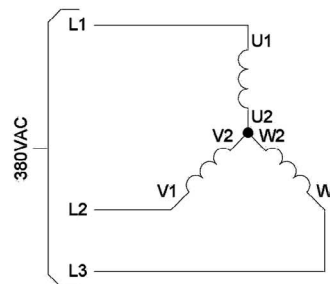
Capacitor: uF/VAC	Not Required	Duty Cycle:	Continuous
Phase:	Three-Phase	Ambient Temp:	-10°C ~ 40°C
Frequency:	60Hz	Ambient Humidity:	Under 85% without Condensation
AC Gearmotor Type	Industrial	Insulation Rating	F (155°C)

WIRING INFORMATION

220VAC WIRING FOR ACI GEARMOTORS



380VAC WIRING FOR ACI GEARMOTORS



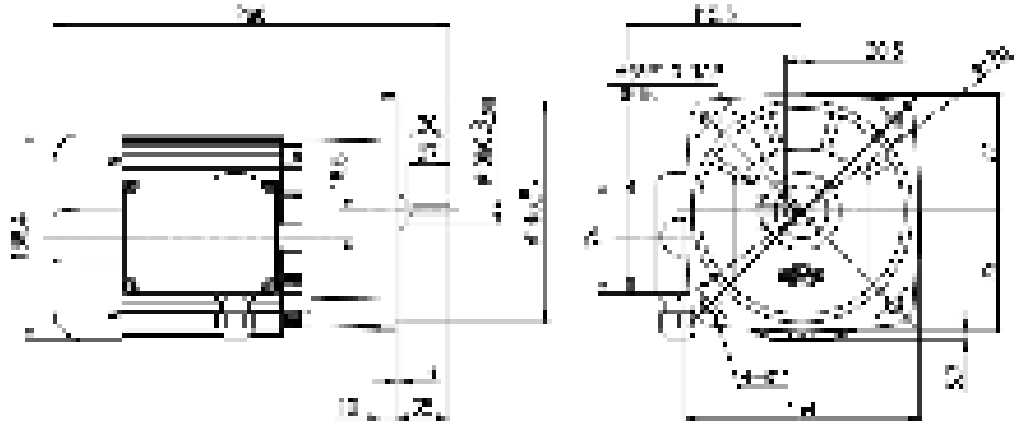
L010892

Model #	Gear Ratio	Output Shaft Diameter (mm)	Rated Torque (oz-in)	Gearmotor Speed (RPM)	Permissible OHL (lbs)	Input Voltage (VAC)	Current (A)	Gearmotor Length (in)	Weight (lbs)
ACI-200FBRT-18-005	5:1	18	708	343	132	220/380	1.1/0.6	9.2	14.5
ACI-200FBRT-18-010	10:1	18	1,388	171	198	220/380	1.1/0.6	9.2	14.5
ACI-200FBRT-18-015	15:1	18	2,082	114	220	220/380	1.1/0.6	9.2	14.5
ACI-200FBRT-18-020	20:1	18	2,918	86	265	220/380	1.1/0.6	9.2	14.5
ACI-200FBRT-18-025	25:1	18	3,611	69	286	220/380	1.1/0.6	9.2	14.5
ACI-200FBRT-22-030	30:1	22	4,305	57	396	220/380	1.1/0.6	9.8	17.1
ACI-200FBRT-22-040	40:1	22	5,551	43	418	220/380	1.1/0.6	9.8	17.1
ACI-200FBRT-22-050	50:1	22	6,939	34	440	220/380	1.1/0.6	9.8	17.1
ACI-200FBRT-22-060	60:1	22	8,327	29	486	220/380	1.1/0.6	9.8	17.1
ACI-200FBRT-22-080	80:1	22	11,102	21	551	220/380	1.1/0.6	9.8	17.1
ACI-200FBRT-22-100	100:1	22	11,386	17	551	220/380	1.1/0.6	9.8	17.1
ACI-200FBRT-28-100	100:1	28	13,878	17	638	220/380	1.1/0.6	10.1	21.8
ACI-200FBRT-28-120	120:1	28	16,569	14	749	220/380	1.1/0.6	10.1	21.8
ACI-200FBRT-28-160	160:1	28	22,091	11	771	220/380	1.1/0.6	10.1	21.8
ACI-200FBRT-28-200	200:1	28	27,614	9	771	220/380	1.1/0.6	10.1	21.8
ACI-200FBXT-18-005	5:1	18	708	342	132	400/440	0.5/0.5	9.2	14.5
ACI-200FBXT-18-010	10:1	18	1,388	171	198	400/440	0.5/0.5	9.2	14.5
ACI-200FBXT-18-015	15:1	18	2,082	114	220	400/440	0.5/0.5	9.2	14.5
ACI-200FBXT-18-020	20:1	18	2,918	86	265	400/440	0.5/0.5	9.2	14.5
ACI-200FBXT-18-025	25:1	18	3,611	68	286	400/440	0.5/0.5	9.2	14.5
ACI-200FBXT-22-030	30:1	22	4,305	57	396	400/440	0.5/0.5	9.8	17.1
ACI-200FBXT-22-040	40:1	22	5,551	43	418	400/440	0.5/0.5	9.8	17.1
ACI-200FBXT-22-050	50:1	22	6,939	34	440	400/440	0.5/0.5	9.8	17.1
ACI-200FBXT-22-060	60:1	22	8,327	29	486	400/440	0.5/0.5	9.8	17.1
ACI-200FBXT-22-080	80:1	22	11,102	21	551	400/440	0.5/0.5	9.8	17.1
ACI-200FBXT-22-100	100:1	22	11,386	17	551	400/440	0.5/0.5	9.8	17.1
ACI-200FBXT-28-100	100:1	28	13,878	17	638	400/440	0.5/0.5	10.1	21.8
ACI-200FBXT-28-120	120:1	28	16,569	14	749	400/440	0.5/0.5	10.1	21.8
ACI-200FBXT-28-160	160:1	28	22,091	11	771	400/440	0.5/0.5	10.1	21.8
ACI-200FBXT-28-200	200:1	28	27,614	9	771	400/440	0.5/0.5	10.1	21.8

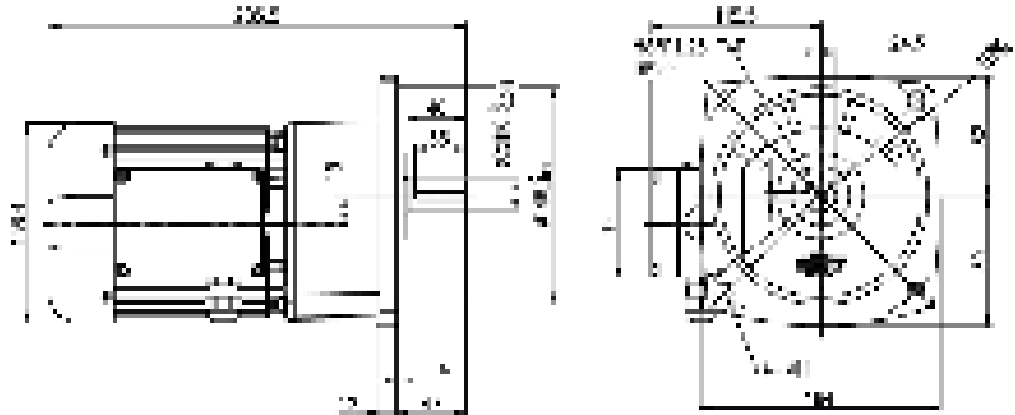
Note: Ratios 5:1 through 30:1 the gearbox output shaft spins in the same direction as the motor. Ratios 40:1 through 200:1 the gearbox output shaft spins in the opposite direction.

Note: Application of Permissible Overhung Load (OHL) is based on the center of output shaft extraction length.

ACI-200FBxL-18-xxx



ACI-200FBxL-22-xxx



ACI-200FBxL-28-xxx

