

SLA25 Rod Actuators

FEATURES

- 25mm Diameter
- No Load Speed up to 44mm/s
- Max Load up to 6kg (13.2lb)
- Max Load Speed up to 38mm/s (1.5in/sec)
- Stroke Length up to 150mm (6in)
- IP54 Protection

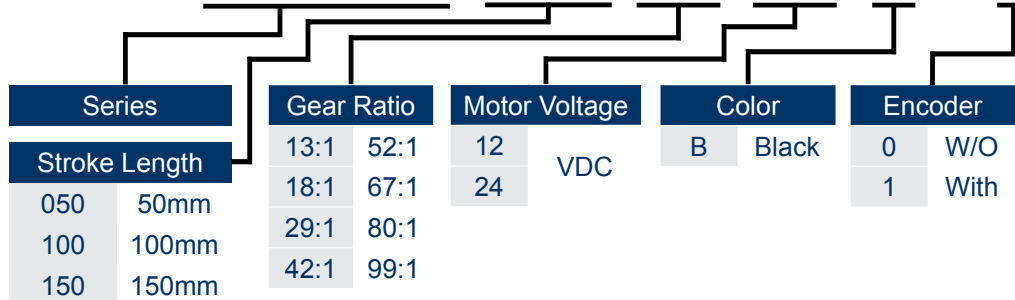


SPECIFICATIONS

Series #	Stroke Length (mm)	Load Capacity (kg)	No Load Speed (mm/s)	Max Load Speed (mm/s)	Voltage (VDC)	Gear Ratios	Self Locking Force (kg)
SLA25-050-13-24-B-01	50	0.8	44	38	24	13:1	2
SLA25-050-29-24-B-01	50	2	20.5	18.4	24	29:1	4
SLA25-050-52-24-B-01	50	3.5	11.4	10.2	24	52:1	7
SLA25-100-29-24-B-01	100	2	20.5	18.4	24	29:1	4
SLA25-100-52-24-B-01	100	3.5	11.4	10.2	24	52:1	7
SLA25-100-99-24-B-01	100	6	5.2	6	24	99:1	12
SLA25-150-13-24-B-01	150	0.8	44	38	24	13:1	2
SLA25-150-29-24-B-01	150	2	20.5	18.4	24	29:1	4
SLA25-150-52-24-B-01	150	3.5	11.4	10.2	24	52:1	7

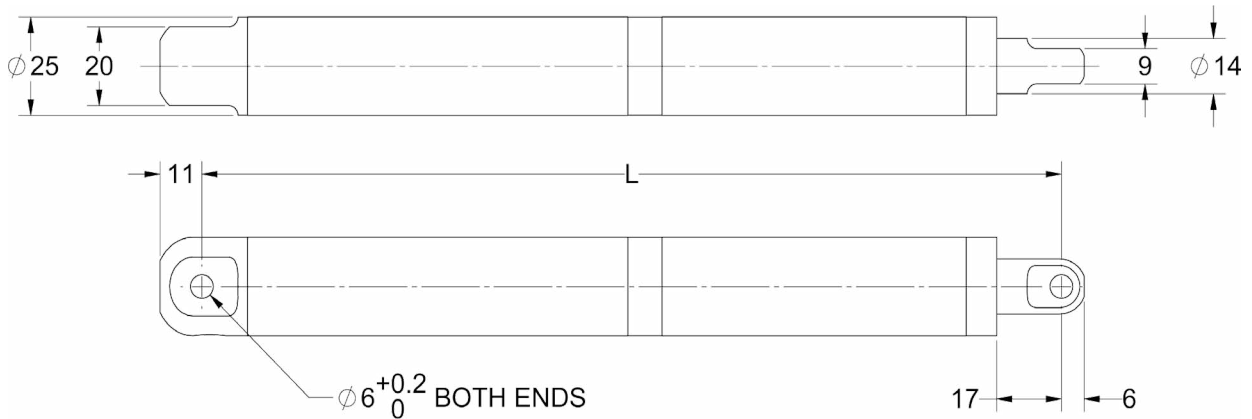
ORDERING INFORMATION

SLA25-100-99-24-B-01



L011259

DIMENSIONS

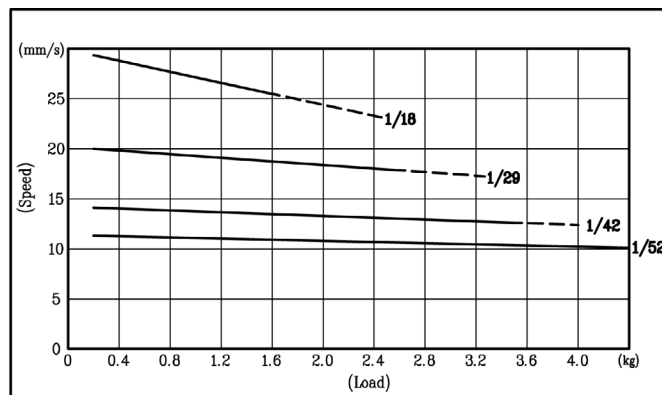
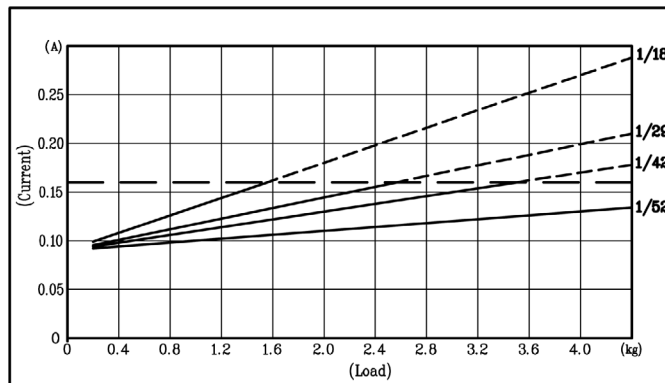


$L = S(\text{stroke Length}) + 159(\text{mm})$

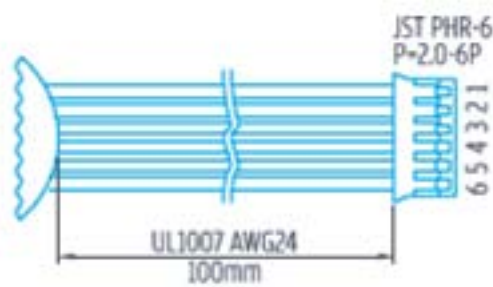
SPECIFICATIONS

Gear Ratio	13:1	18:1	29:1	42:1	52:1	67:1	80:1	99:1
No Load Speed (mm/s)	44	30	20.5	14.2	11.4	8.8	7.4	6
Max Load Speed (mm/s)	38	26.6	18.4	12.8	10.2	8.2	6.6	5.2
Load Capacity (kg)	0.8	1.3	2	2.8	3.5	4.5	4.8	6
Self Locking Force (kg)	2	2.6	4	6	7	9	10	12
Stroke Length (mm)	50, 100, 150							
Duty Cycle	Max 10%							
Temperature Range	-10°C ~ 60°C							
IP Grade	IP54							

TORQUE CURVES



Encoder Option:



Two Channel Encoder Connections

1. Black : -Motor
2. Red : +Motor
3. Brown : Hall Sensor Vcc
4. Green : Hall Sensor GND
5. Blue : Hall Sensor A Vout
6. Purple : Hall Sensor B Vout

Characteristics	Minimum	Maximum	Units
Supply Voltage	3.5	20	V
Supply Current	--	10	mA
Output Rise Time	--	1.5	μ S
Output Fall Time	--	1.5	μ S
Output Saturation Voltage	--	700	mV
Output Leakage Current	--	10	μ A

