

ACI-400FD AC Industrial Gearmotor



FEATURES

- **Flange-Mount Gearmotor**
- **Power: 400 Watts**
- **Gear Ratios from 5:1 to 200:1**
- **Frequency: 60Hz**
- **Three-Phase Operation**
- **IP55 Rated**
- **Class F Insulation**
- **High Starting Torque for High Inertia Loads**
- **Long Lifetime**



DESCRIPTION

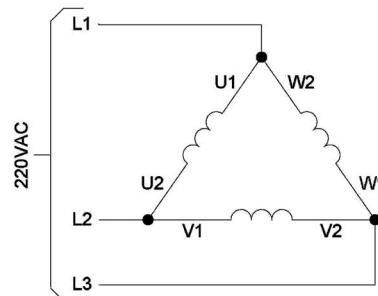
Anaheim Automation's Industrial Gearmotors offer high-quality and affordability with a wide variety of options to choose from. These 400 Watt gearmotors are offered in the flange mounting option with a top-located terminal box and brake, and are available in a variety of sizes and gear ratios. They run off of a three-phase power supply, and depending on the wiring configuration can operate at 220VAC or 380VAC. For assistance in selecting the appropriate AC Industrial Gearmotor, please contact an Anaheim Automation Applications Engineer.

SPECIFICATIONS

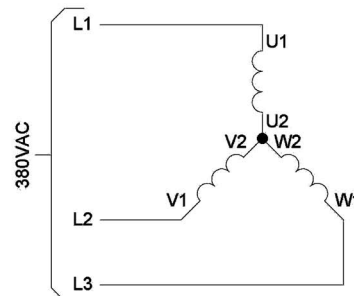
Capacitor: uF/VAC	Not Required	Duty Cycle:	Continuous
Phase:	Three-Phase	Ambient Temp:	-10°C ~ 40°C
Frequency:	60Hz	Ambient Humidity:	Under 85% without Condensation
AC Gearmotor Type	Industrial	Insulation Rating	F (155°C)

WIRING DIAGRAMS

220VAC WIRING FOR ACI GEARMOTORS



380VAC WIRING FOR ACI GEARMOTORS



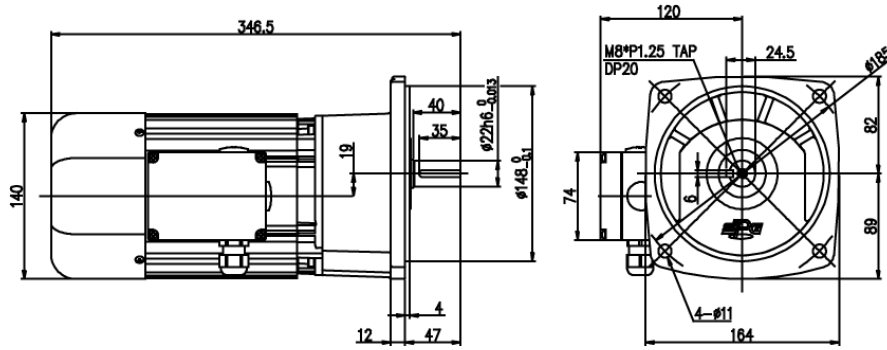
L010932

Model #	Gear Ratio	Output Shaft Diameter (mm)	Rated Torque (oz-in)	Gearmotor Speed (RPM)	Permissible OHL (lbs)	Input Voltage (VAC)	Current (A)	Gearmotor Length (in)	Weight (lbs)
ACI-400FDRT-22-005	5:1	22	1,416	346	198	220/380	2.0/1.2	10.6	20.5
ACI-400FDRT-22-010	10:1	22	2,973	173	265	220/380	2.0/1.2	10.6	20.5
ACI-400FDRT-22-015	15:1	22	4,248	115	308	220/380	2.0/1.2	10.6	20.5
ACI-400FDRT-22-020	20:1	22	5,664	87	330	220/380	2.0/1.2	10.6	20.5
ACI-400FDRT-22-025	25:1	22	7,080	69	375	220/380	2.0/1.2	10.6	20.5
ACI-400FDRT-28-030	30:1	28	8,638	58	506	220/380	2.0/1.2	11.1	25.6
ACI-400FDRT-28-040	40:1	28	11,045	43	638	220/380	2.0/1.2	11.1	25.6
ACI-400FDRT-28-050	50:1	28	13,877	35	706	220/380	2.0/1.2	11.1	25.6
ACI-400FDRT-28-060	60:1	28	16,568	29	771	220/380	2.0/1.2	11.1	25.6
ACI-400FDRT-28-080	80:1	28	22,091	22	771	220/380	2.0/1.2	11.1	25.6
ACI-400FDRT-28-100	100:1	28	22,799	17	771	220/380	2.0/1.2	11.1	25.6
ACI-400FDRT-32-100	100:1	32	27,614	17	1,101	220/380	2.0/1.2	11.4	32.6
ACI-400FDRT-32-120	120:1	32	33,137	14	1,322	220/380	2.0/1.2	11.4	32.6
ACI-400FDRT-32-160	160:1	32	44,324	11	1,322	220/380	2.0/1.2	11.4	32.6
ACI-400FDRT-32-200	200:1	32	55,228	9	1,322	220/380	2.0/1.2	11.4	32.6
ACI-400FDXT-22-005	5:1	22	1,416	343	198	400/440	1.0/1.0	10.6	20.5
ACI-400FDXT-22-010	10:1	22	2,973	172	265	400/440	1.0/1.0	10.6	20.5
ACI-400FDXT-22-015	15:1	22	4,248	114	308	400/440	1.0/1.0	10.6	20.5
ACI-400FDXT-22-020	20:1	22	5,664	89	330	400/440	1.0/1.0	10.6	20.5
ACI-400FDXT-22-025	25:1	22	7,080	69	375	400/440	1.0/1.0	10.6	20.5
ACI-400FDXT-28-030	30:1	28	8,638	57	506	400/440	1.0/1.0	11.1	25.6
ACI-400FDXT-28-040	40:1	28	11,045	43	638	400/440	1.0/1.0	11.1	25.6
ACI-400FDXT-28-050	50:1	28	13,877	34	706	400/440	1.0/1.0	11.1	25.6
ACI-400FDXT-28-060	60:1	28	16,568	29	771	400/440	1.0/1.0	11.1	25.6
ACI-400FDXT-28-080	80:1	28	22,091	21	771	400/440	1.0/1.0	11.1	25.6
ACI-400FDXT-28-100	100:1	28	22,799	17	771	400/440	1.0/1.0	11.1	25.6
ACI-400FDXT-32-100	100:1	32	27,614	17	1,101	400/440	1.0/1.0	11.4	32.6
ACI-400FDXT-32-120	120:1	32	33,137	14	1,322	400/440	1.0/1.0	11.4	32.6
ACI-400FDXT-32-160	160:1	32	44,324	11	1,322	400/440	1.0/1.0	11.4	32.6

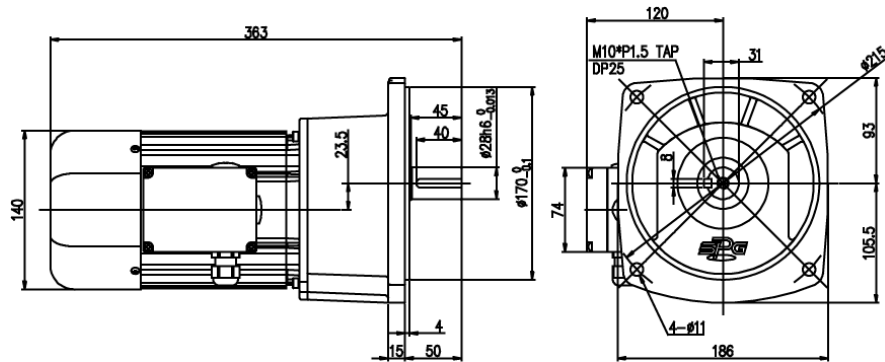
Note: Ratios 5:1 through 30:1 the gearbox output shaft spins in the same direction as the motor. Ratios 40:1 through 200:1 the gearbox output shaft spins in the opposite direction.

Note: Application of Permissible Overhung Load (OHL) is based on the center of output shaft extraction length.

ACI-400FDxL-22-xxx



ACI-400FDxL-28-xxx



ACI-400FDxL-32-xxx

