

Adding a Connector Adder to a Cable:

To order a Connector Adder for a cable, add a "-" to the end of the cable's part number, followed by the appropriate cable length, and Connector Adder series number. For example, to add the AS (AMP, Series) Connector Adder to the 10ft. long CBL-18AWG-04C, the part number would be CBL-AWG-04C-010-AS.

Ordering Information

CBL-18AWG-04C-010 - AS

Any Standard Anaheim Automation Motor Cable

Choose Connector & Wiring Type

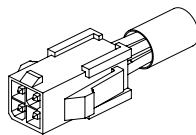
| | |
|----|--------------------------------------|
| AS | 4 Pin AMP Connector in Series |
| AU | 6 Pin AMP Connector in Unipolar |
| AP | 4 Pin AMP Connector in Parallel |
| AA | 8 Pin AMP Connector for All |
| MS | 4 Pin Mini Fit Connector in Series |
| MU | 6 Pin Mini Fit Connector in Unipolar |
| MA | 8 Pin Mini Fit Connector in All |
| MP | 4 Pin Mini Fit Connector in Parallel |

Leave Blank

No Connector

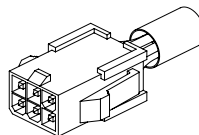
Drawings

-MS and -MP CABLE ADDERS



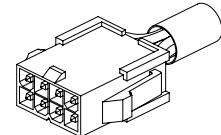
HOUSING: CON-39-01-2041
CONTACTS: CON-39-00-0041 (18-24AWG)

-MU CABLE ADDERS



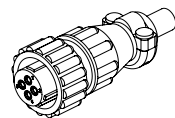
HOUSING: CON-39-01-2061
CONTACTS: CON-39-00-0041 (18-24AWG)

-MA CABLE ADDERS



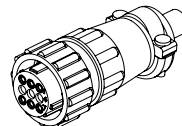
HOUSING: CON-39-01-2081
CONTACTS: CON-39-00-0041 (18-24AWG)

-AS and -AP CABLE ADDERS



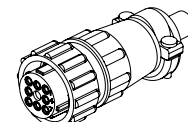
BACKSHELL: CON-206062-1
HOUSING: CON-206060-1
CONTACTS: CON-1-66105-6 (20-24AWG)
CON-66590-1 (16-18AWG)

-AU CABLE ADDERS



BACKSHELL: CON-206966-7
HOUSING: CON-206708-1
CONTACTS: CON-1-66105-6 (20-24AWG)
CON-66590-1 (16-18AWG)

-AA CABLE ADDERS



BACKSHELL: CON-206966-7
HOUSING: CON-206708-1
CONTACTS: CON-1-66105-6 (20-24AWG)
CON-66590-1 (16-18AWG)

| FUNCTION | COLOR | -MS/-MP | -AS/-AP |
|----------|--------|---------|---------|
| PHASE A+ | BLACK | PIN 1 | PIN 1 |
| PHASE A- | ORANGE | PIN 2 | PIN 2 |
| PHASE B+ | RED | PIN 3 | PIN 3 |
| PHASE B- | YELLOW | PIN 4 | PIN 4 |

| FUNCTION | COLOR | -MU | -AU |
|----------|---------|-------|-------|
| PHASE 1 | RED | PIN 1 | PIN 1 |
| COM 1&3 | BLACK | PIN 2 | PIN 2 |
| PHASE 3 | RED/WHT | PIN 3 | PIN 3 |
| PHASE 2 | GREEN | PIN 4 | PIN 7 |
| COM 2&4 | WHITE | PIN 5 | PIN 8 |
| PHASE 4 | GRN/WHT | PIN 6 | PIN 9 |

| FUNCTION | COLOR | -MA | -AA |
|----------|---------|-------|-------|
| PHASE A+ | BLACK | PIN 1 | PIN 1 |
| PHASE A- | BLK/WHT | PIN 2 | PIN 2 |
| PHASE C+ | ORANGE | PIN 3 | PIN 3 |
| PHASE C- | ORG/WHT | PIN 4 | PIN 4 |
| PHASE B+ | RED | PIN 5 | PIN 6 |
| PHASE B- | RED/WHT | PIN 6 | PIN 7 |
| PHASE D+ | YELLOW | PIN 7 | PIN 8 |
| PHASE D- | YEL/WHT | PIN 8 | PIN 9 |

L011050

Adding a Connector Adder to a Motor:

To order a Connector Adder for a motor, add a “-” to the end of the cable’s part number, followed by the appropriate Connector Adder series number. For example, to add the AS (AMP, Series) Connector Adder to a 08Y102D-LW4, the part number would be 08Y102D-LW4-AS

Ordering Information

08Y102D-LW4 - AS

Any Standard Anaheim Automation Motor with Flying Leads

Choose Connector & Wiring Type

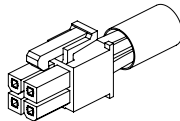
| | |
|----|--------------------------------------|
| AS | 4 Pin AMP Connector in Series |
| AU | 6 Pin AMP Connector in Unipolar |
| AP | 4 Pin AMP Connector in Parallel |
| AA | 8 Pin AMP Connector for All |
| MS | 4 Pin Mini Fit Connector in Series |
| MU | 6 Pin Mini Fit Connector in Unipolar |
| MA | 8 Pin Mini Fit Connector in All |
| MP | 4 Pin Mini Fit Connector in Parallel |

Leave Blank

No Connector

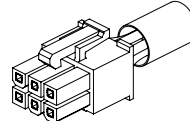
Drawings

-MS and -MP MOTOR ADDERS



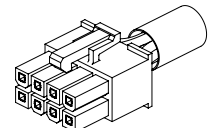
HOUSING: CON-39-01-2040
CONTACTS: CON-39-00-0047 (22-28AWG)
CON-39-00-0039 (18-24AWG)

-MU MOTOR ADDERS



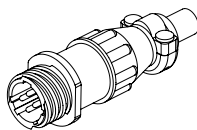
HOUSING: CON-39-01-2060
CONTACTS: CON-39-00-0047 (22-28AWG)
CON-39-00-0039 (18-24AWG)

-MA MOTOR ADDERS



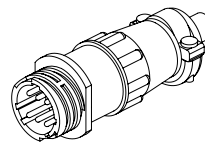
HOUSING: CON-39-01-2080
CONTACTS: CON-39-00-0047 (22-28AWG)
CON-39-00-0039 (18-24AWG)

-AS and -AP MOTOR ADDERS



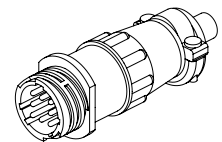
BACKSHELL: CON-206062-1
HOUSING: CON-206153-1
CONTACTS: CON-166103-5 (20-24AWG)
CON-66589-1 (16-18AWG)

-AU MOTOR ADDERS



BACKSHELL: CON-206966-7
HOUSING: CON-206705-2
CONTACTS: CON-166103-5 (20-24AWG)
CON-66589-1 (16-18AWG)

-AA MOTOR ADDERS



BACKSHELL: CON-206966-7
HOUSING: CON-206705-2
CONTACTS: CON-166103-5 (20-24AWG)
CON-66589-1 (16-18AWG)

| FUNCTION | COLOR | -MS/-MP | -AS/-AP |
|----------|--------|---------|---------|
| PHASE A+ | BLACK | PIN 1 | PIN 1 |
| PHASE A- | ORANGE | PIN 2 | PIN 2 |
| PHASE B+ | RED | PIN 3 | PIN 3 |
| PHASE B- | YELLOW | PIN 4 | PIN 4 |

| FUNCTION | COLOR | -MU | -AU |
|----------|---------|-------|-------|
| PHASE 1 | RED | PIN 1 | PIN 1 |
| COM 1&3 | BLACK | PIN 2 | PIN 2 |
| PHASE 3 | RED/WHT | PIN 3 | PIN 3 |
| PHASE 2 | GREEN | PIN 4 | PIN 7 |
| COM 2&4 | WHITE | PIN 5 | PIN 8 |
| PHASE 4 | GRN/WHT | PIN 6 | PIN 9 |

| FUNCTION | COLOR | -MA | -AA |
|----------|---------|-------|-------|
| PHASE A+ | BLACK | PIN 1 | PIN 1 |
| PHASE A- | BLK/WHT | PIN 2 | PIN 2 |
| PHASE C+ | ORANGE | PIN 3 | PIN 3 |
| PHASE C- | ORG/WHT | PIN 4 | PIN 4 |
| PHASE B+ | RED | PIN 5 | PIN 6 |
| PHASE B- | RED/WHT | PIN 6 | PIN 7 |
| PHASE D+ | YELLOW | PIN 7 | PIN 8 |
| PHASE D- | YEL/WHT | PIN 8 | PIN 9 |

L011050