


BDWG111 Series DC Brush Gearmotor



FEATURES

- **DC Brush Worm Gearmotor**
- **Designed for High-Volume Applications**
- **Up to 850 oz-in. of Rated Torque**
- **60mm Motor Body Diameter**
- **178mm Overall Length**
- **Mounting Screws Included**
- **CE Certified and RoHS Compliant**



DESCRIPTION

The BDWG111 Series is designed for high-volume OEM applications with low cost being the primary objective. These reliable low cost Brush DC Worm Gearmotors come in a variety of power levels and sizes, and are fully reversible. The BDWG111 Series is a cost-effective solution to manage motion control in many rotary applications including medical, semiconductor, pumps, robotics, hobby, CNC, and many other applications where a low cost Brush DC Worm Gearmotor is needed.

SPECIFICATIONS

Model #	Rated Voltage (V)	Rated Current (A)	Max Current (A)	Rated Speed (RPM)	Rated Torque (oz-in)	Max Torque (oz-in)	IP Rating	Weight (lbs.)	Torque Curves*
BDWG111NP-178-12-25-BL-C2-W2	12	4	15	25	850	3,539	IP53	2.76	3
BDWG111NP-178-24-25-BL-C2-W2	24	2	8	25	850	3,539	IP53	2.76	3
BDWG111NP-178-12-40-AL-C2-W2	12	5	25	40	708	3,539	IP53	2.76	1
BDWG111NP-178-24-40-AL-C2-W2	24	2.5	13	40	708	3,539	IP53	2.76	1
BDWG111NP-178-12-40-BL-C2-W2	12	5	25	40	708	3,539	IP53	2.76	1
BDWG111NP-178-24-40-BL-C2-W2	24	2.5	13	40	708	3,539	IP53	2.76	1
BDWG111NP-178-12-40-BL-C2-W6	12	5	25	40	708	3,539	IP53	2.76	1
BDWG111NP-178-24-40-BL-C2-W6	24	2.5	13	40	708	3,539	IP53	2.76	1
BDWG111NP-178-24-40-BR-C2-W2	24	2.5	13	40	708	3,539	IP53	2.76	1
BDWG111NP-178-12-40-KL-C0-W2	12	5	25	40	708	3,539	IP53	2.76	1
BDWG111NP-178-12-70-BL-C2-W2	12	6	34	70	425	3,539	IP53	2.76	2
BDWG111NP-178-24-70-BL-C2-W2	24	3	17	70	425	3,539	IP53	2.76	2
BDWG111NP-178-12-100-CL-C3-W7	12	6	48	100	425	2,832	IP53	2.76	5
BDWG111NP-178-24-100-CL-C3-W7	24	3	24	100	425	2,832	IP53	2.76	5
BDWG111NP-178-12-240-BL-C3-W1	12	8	46	240	212	1,983	IP53	2.76	4
BDWG111NP-178-24-240-BL-C3-W1	24	4	23	240	212	1,983	IP53	2.76	4
BDWG111RC-178-24-240-CL-C3-W1	24	4	23	240	212	1,983	IP40	2.76	4

*See Torque Curve Section

L010798

PART NUMBER BREAKDOWN

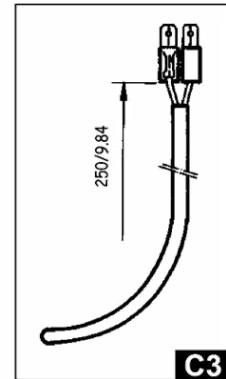
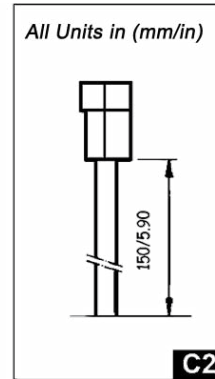
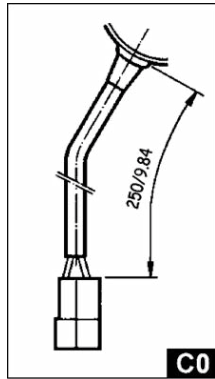
BDWG111 **N** **P** - **178** - **12** - **25** - **A** **L** - **C0** - **W2**

Rear Motor Shaft		Gear Material		Voltage			RPM			Output Shaft Direction	
N	No Rear Shaft	P	Plastic	12	25	40	70	L	Left		
R	Rear Shaft	C	Resin Bonded Fabric	24	100	240		R	Right		
		B	Bronze								

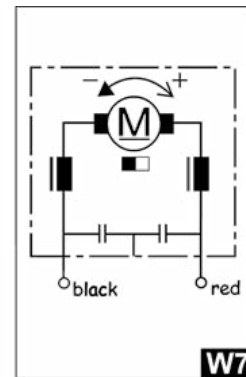
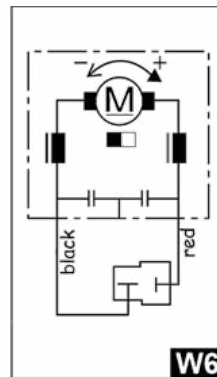
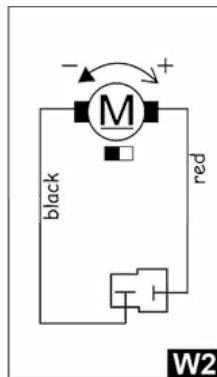
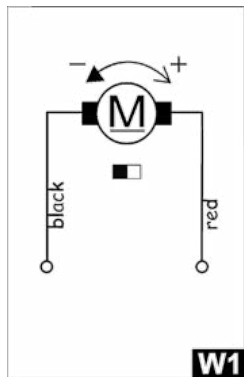
Front Shaft Options	Option	Description
A	C0-W2	Amp Connector, 250mm Cable Length, No Filter
B	C0-W6	Amp Connector, 250mm Cable Length, Filter
C	C2-W2	Amp Connector, 150mm Cable Length, No Filter
K	C2-W6	Amp Connector, 150mm Cable Length, Filter
L	C3-W1	Male Quick Disconnect, .250" Wide, No Filter
	C3-W7	Male Quick Disconnect, .250" Wide, Filter

CONNECTOR OPTIONS

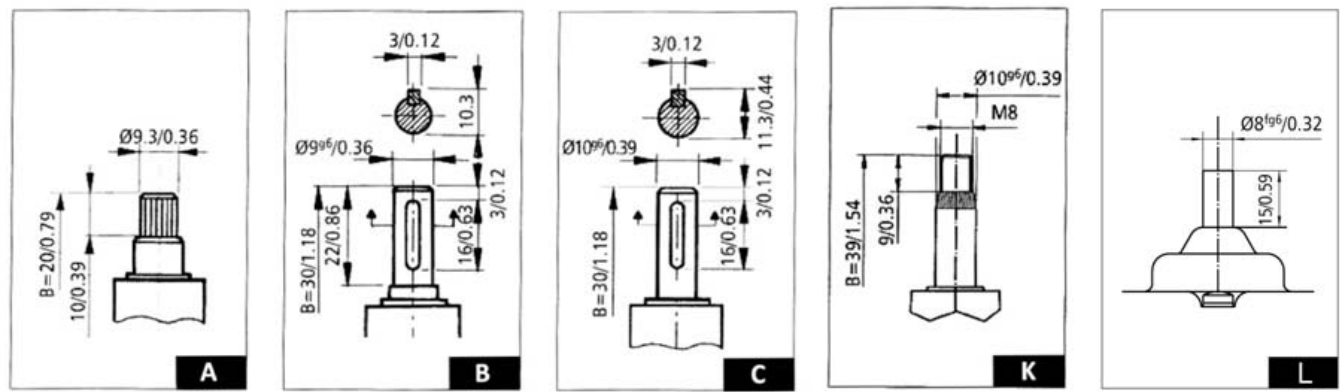
C0 and C2
Mating Housing:
AMP 180907
Mating Terminal:
AMP 42281-1



WIRING OPTIONS

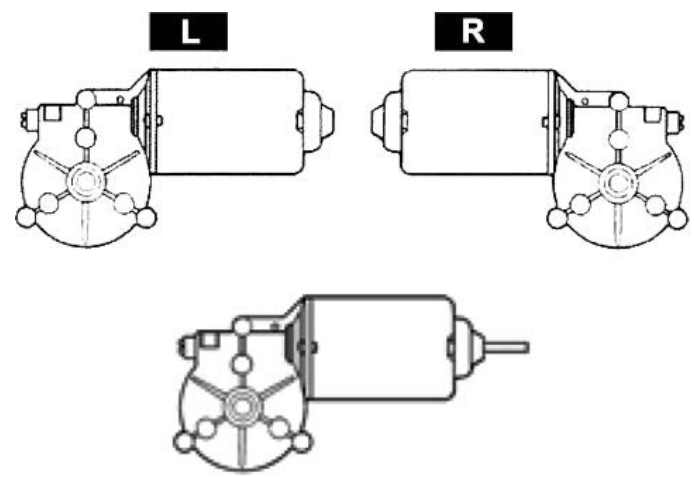


FRONT SHAFT OPTIONS



GEARBOX SHAFT

Output Shaft Direction



Units are in mm/in

DIMENSIONS

